

# MONROE

ENGINEERED WOOD FLOORING



## RIGID CORE WATERPROOF ENGINEERED WOOD FLOORING

Presenting our Engineered Wood Collection, a 1/2in D x 5in W x 48in RL (Random Length) plank with a tongue & groove offered in 10 colors.

# MONROE - ENGINEERED WOOD

Presenting our Engineered Wood Collection, a 1/2in D x 5in W x 48in RL (Random Length) plank with a tongue & groove offered in 10 colors.

## PRODUCT

Plank Size:	RL. 1/2" D x 5" W x 48" RL
Construction:	Engineered Wood
Surface Finish:	Wirebrushed & Flat
Gloss Level:	Low
Installation Type:	Tongue & Groove
Pre-finished:	Yes
Species:	Oak, Walnut, Indonesian Acacia, Hickory, Teak

## PACKING

SQFT Per Carton:	26.25
Cartons per Pallet:	32
SQFT Per Pallet:	839.9

## WARRANTY

Limited Lifetime Residential  
Limited 5 Year Commercial

## PERFORMANCE


Residual Indentation Classification	ASTM F1914	PASS
Dimensional Stability	ASTM F3261	PASS
Chemical Resistance	ASTM F2199	PASS
Resistance to Heat	ASTM F925	PASS
Resistance to Light	ASTM 1514	PASS
Static Load	ASTM 1515	PASS
Flame Spread	ASTM 970	PASS
Smoke Density	ASTM 648	PASS
	ASTM E662	PASS




FIRENZE




FONTAINEBLEAU




YOSEMITE




MARSEILLA



MUENCHEN




KUTA




NATURAL



BROMO



TOBA



ROME



by **SCS**certified

